

The background of the entire page is a reproduction of Pablo Picasso's painting 'The Studio'. The painting is a cubist work featuring a yellow wall on the left with a white vertical shape containing three eyes. In the center is a dark doorway. To the right is a light blue wall with a yellow-framed picture. On the far right is a white circular shape with a diamond-shaped cutout containing two eyes. The bottom of the painting shows a red and grey geometric shape.

ART APPRECIATION

a supplemental lesson packet

by Nanci Bell

“The Studio” by Pablo Picasso

Visualizing
and
Verbalizing[®]

HELPFUL ADVICE

This supplemental lesson packet includes stories from Visualizing and Verbalizing Workbooks (Grades 4-6). They can be used with any program of instruction to develop imagery but were developed specifically for the Visualizing and Verbalizing (V/V) program. Although these stories have been written at individual grade levels, you can use them with any grade level you deem appropriate.

Before the student begins each story, he/she should decode each vocabulary word and visualize the meaning. This will help create imagery and develop contextual fluency. When answering imagery questions, the student may write phrases or partial sentences to describe his/her imagery.

Additional activities are provided in the form of coloring pages.

This is not intended for sale or resale.

© 2019 Nanci Bell

Visualizing and Verbalizing and V/V are registered trademarks of Nanci Bell.
Published by Gander Publishing, P.O. Box 780, Avila Beach, CA 93424 US

All rights reserved.

For more information on the Visualizing and Verbalizing program, V/V Stories, V/V Workbooks, and other Visualizing and Verbalizing Products, go to GanderPublishing.com.



Self-Portrait with Thorn Necklace and Hummingbird by Frida Kahlo, 1940

Michelangelo

Michelangelo often went to the quarry to look at the raw blocks of marble. He went to an enormous one and pressed his cheek against the cool white stone. His fingers ran over the smooth surface. Finally, he began to imagine a figure he thought was inside. The great sculptor picked up his chisel and began to sculpt the statue of David.



Vocabulary:

Michelangelo: an Italian sculptor, architect, and artist who lived 1475-1565

quarry: a place where stone is dug out of the ground

marble: a hard rock that can be white or colored

chisel: a flat tool with a sharp cutting edge used to chip away pieces of stone

1 First Sentence: Michelangelo often went to the quarry to look at the raw blocks of marble.

What did those words make you picture? _____

1. What did you picture for Michelangelo? _____

2. What did you picture for the quarry? _____

3. What color did you picture for the blocks of marble? _____

4. What did you see for Michelangelo looking at the marble? _____

2 Second Sentence: He went to an enormous one and pressed his cheek against the cool white stone.

What did those words make you picture? _____

1. What did you picture for the enormous block of marble? _____

2. What color did you picture the marble? _____

3. What did you see for him pressing his cheek against it? _____

4. What did you see for the marble being "cool?" _____

3 Third Sentence: His fingers ran over the smooth surface.

What did those words make you picture? _____

1. What did you picture for Michelangelo's fingers? _____

2. What did you picture for the smooth surface? _____

3. What did you see for him touching the surface? _____

4. What sounds could you hear in this imagery? _____

5 Fifth Sentence: The great sculptor picked up his chisel and began to sculpt the statue of David.

What did those words make you picture? _____

1. What did you picture for Michelangelo picking up his chisel? _____

2. What did the chisel look like? Was it big or little, sharp or dull, or...? _____

3. What did you see him doing with the chisel? _____

4 Fourth Sentence: Finally, he began to imagine a figure he thought was inside.

What did those words make you picture? _____

1. What did you picture for Michelangelo looking at the marble? _____





2. Did you see him staring at it for a long time or a short time? _____

3. What did you picture for "a figure he thought was inside?" _____

4. Were you picturing this up close or from far away? _____

Picture Summary:

Number your images in order.

-  Michelangelo finally imagined the figure he thought was inside the stone.
-  He picked up his chisel and began to sculpt the statue of David.
-  Michelangelo often went to the quarry to look at the raw blocks of marble.
-  He pressed his cheek against the stone and ran his fingers over it.

Critical Thinking

Main Idea:

Check the box that best describes all your images—the main idea.

Michelangelo found David trapped in a block of stone.

Michelangelo looked at and touched a large block of stone and began to chisel the statue of David.

Michelangelo often went to the quarry to look at the blocks of marble and touch the cool surface.

HOTS Questions:

1. Why do you think Michelangelo often went to the quarry? _____

2. Why was the quarry important to him as an artist? _____

3. Why do you think he pressed his cheek to the marble? _____

4. What do you think it means that he began to imagine a figure inside the marble? _____

5. Do you think there was really a person in the marble? Explain. _____

6. Do you think it took him a long time to think of the figure inside the raw marble? Why or why not? _____

7. Do you think the statue of David was big or little? Explain. _____

Make up a story about what the scientist X-rayed next.

Did you use all the Structure Words in your story? Check each one you used.

What <input type="checkbox"/>	Size <input type="checkbox"/>	Color <input type="checkbox"/>	Mood <input type="checkbox"/>	Background <input type="checkbox"/>	Perspective <input type="checkbox"/>
Number <input type="checkbox"/>	Shape <input type="checkbox"/>	Movement <input type="checkbox"/>	Where <input type="checkbox"/>	When <input type="checkbox"/>	Sound <input type="checkbox"/>



Write a Story

Make up a story about going to a quarry, finding marble, and creating something.

Did you use all the Structure Words in your story? Check each one you used.

What <input type="checkbox"/>	Size <input type="checkbox"/>	Color <input type="checkbox"/>	Mood <input type="checkbox"/>	Background <input type="checkbox"/>	Perspective <input type="checkbox"/>
Number <input type="checkbox"/>	Shape <input type="checkbox"/>	Movement <input type="checkbox"/>	Where <input type="checkbox"/>	When <input type="checkbox"/>	Sound <input type="checkbox"/>



Lucky the Artist

An elephant named Lucky is a famous abstract artist. She paints her pictures by picking up a paintbrush with the end of her trunk. She often uses red and blue paint, brushing it onto a large white canvas. Her paintings are called abstract because they are a swirl of colors and not a specific picture. Her paintings are sold and the money is used to save elephants in the wild.



Vocabulary:

abstract: a type of art that is colors and shapes but does not look like real people or things

trunk: the long nose of an elephant

canvas: a heavy piece of cloth that artists paint on

1 First Sentence: An elephant named Lucky is a famous abstract artist.

What did those words make you picture? _____

1. What did you picture for Lucky? _____

2. What did you picture for her feet? _____

3. What did you picture for her ears? _____

4. What did you see for an elephant that is an artist? _____

2 Second Sentence: She paints her pictures by picking up a paintbrush with the end of her trunk.

What did those words make you picture? _____

1. What did you picture for Lucky picking up the paintbrush? _____

2. What did you picture for her trunk? _____

3. What did you see for the paintbrush in her trunk? _____

4. What did you see for her painting with her trunk? _____

3 Third Sentence: She often uses red and blue paint, brushing it onto a large white canvas.

What did those words make you picture? _____

1. What did you picture for the paint—in large buckets, small buckets, or...?

2. What colors did you picture for the paint? _____

3. Did you see Lucky moving the brush with small strokes or with big strokes?

4. What did you picture for the canvas? _____

5 Fifth Sentence: Her paintings are sold and the money is used to save elephants in the wild.

What did those words make you picture? _____

1. What did you picture for her paintings being sold? _____

2. What did you see for elephants in the wild? _____

3. What did you see for elephants being saved in the wild? _____

4 Fourth Sentence: Her paintings are called abstract because they are a swirl of colors and not a specific picture.

What did those words make you picture? _____

1. What did you picture for a “swirl” of colors on the canvas? _____





2. What colors did you picture on the canvas? _____

3. What size did you picture for the painting? _____

4. Were you seeing this up close or from far away? _____

Picture Summary:

Number your images in order.

-  Lucky likes to use red and blue paint on a large white canvas.
-  An elephant named Lucky is an artist.
-  Lucky’s abstract paintings are sold to raise money to help wild elephants.
-  Lucky picks up the paintbrush with her trunk.

Critical Thinking

Main Idea:

Check the box that best describes all your images—the main idea.

Lucky often brushes red and blue paint onto a white canvas.

Lucky the elephant is an artist whose paintings are sold to save elephants in the wild.

Lucky the elephant paints a swirl of colors and not a specific picture on a large canvas.

HOTS Questions:

1. Do you think it is unusual for an elephant to be an artist? Why or why not? _____

2. Why do you think Lucky uses her trunk to paint and not her feet? _____

3. Why do you think Lucky paints on a large canvas? _____

4. Why do you think she paints abstract art and not pictures of animals and trees? _____

5. Why do you think many people want to buy her paintings? _____

6. Why do you think the money is used to help wild elephants? _____

7. Why do you think Lucky doesn't keep all the money from the paintings for herself? _____

Van Gogh's Hidden Painting

In 1887, Vincent Van Gogh painted a woman's face on a canvas. Broke and without a blank canvas for his next painting, he painted a field of green and yellow grass over the woman's portrait. / Years later, a scientist borrowed the painting from a museum and took it to his lab. He placed the painting under a special kind of X-ray and took a picture of it. / When the scientist looked at the X-ray, he saw the woman's face hidden under the painting of the grass.



Vocabulary:

canvas: a piece of thick fabric on which a picture is painted

broke: having no money

portrait: a painting of a face

X-ray: a photograph of the inside of something

1

First & Second Sentences: In 1887, Vincent Van Gogh painted a woman's face on a canvas. Broke and without a blank canvas for his next painting, he painted a field of green and yellow grass over the woman's portrait.

What did those words make you picture? _____

What are you picturing for...

1. Vincent Van Gogh? _____

2. Van Gogh painting the woman's face? _____

3. the canvas? _____

4. Van Gogh painting the grass over the portrait? _____

2

Third & Fourth Sentences: Years later, a scientist borrowed the painting from a museum and took it to his lab. He placed the painting under a special kind of X-ray and took a picture of it.

What did those words make you picture? _____

What are you picturing for...

1. the scientist? _____

2. the museum? _____

3. the lab? _____

4. the scientist taking an X-ray of the painting? _____

3

Fifth Sentence: When the scientist looked at the X-ray, he saw the woman's face hidden under the painting of the grass.

What did those words make you picture? _____

What are you picturing for...

1. the X-ray? _____

2. the scientist looking at the X-ray? _____

3. the scientist seeing the woman's face? _____

4. the face hidden under the painting of the grass? _____

Picture Summary:

Number your images in order. Here I saw...



the scientist looking at the X-ray and seeing the woman's face hidden under the painting of grass.



Vincent Van Gogh painting a woman's face, then covering it with a painting of grass.



the scientist borrowing the painting from a museum and taking an X-ray of it.

Write a Word Summary:

Critical Thinking

Main Idea:

Check the box that best describes all your images—the main idea.

- Van Gogh painted a new picture on top of an old picture.
- A scientist took an X-ray of Van Gogh's painting of grass and saw a portrait of a woman's face hidden underneath.
- A museum had a painting of grass that covered a painting of a woman's face.

HOT Questions:

1. From what you pictured, did Van Gogh like the portrait he painted of the woman? Explain. _____

2. From what you pictured, why did Van Gogh paint the picture of grass *over* the portrait? Why not buy a new piece of canvas? _____

3. From what you pictured, why did the scientist borrow the painting from the museum? _____

4. From what you pictured, why did the scientist take an X-ray of the painting? _____

5. From what you pictured, was the scientist surprised to see the woman's face hidden under the painting? Why or why not? _____

6. Van Gogh often reused canvas to save money. From what you pictured, could other Van Gogh paintings contain hidden pictures? _____

Maya Blue

More than a thousand years ago, a Mayan artist searched the jungle for an anil plant. When he found one, he stripped off many of the green oval leaves from the plant, stuffed them in a cloth sack, and went home. There he ground up the leaves with a stone in a bowl, and mixed in tree sap, water, and clay. Then the artist placed the bowl on a bed of hot coals to heat the mixture. As the coals cooled, the mixture turned into a light blue paste, and the artist used it to paint a battle scene on a wall in his home.



Vocabulary to Visualize:

Maya: from the ancient Maya Empire in tropical Central America

anil: a plant that is used to make blue dye for clothing and painting

sap: a thick, gooey fluid that comes from trees

paste: a thick, sticky substance like glue

1 First Sentence: More than a thousand years ago, a Mayan artist searched the jungle for an anil plant.

What did those words make you picture? _____

What did you picture for...

1. the artist? _____

2. the artist searching? _____

3. the jungle? _____

4. the artist's mood? _____

2 Second Sentence: When he found one, he stripped off many of the green oval leaves from the plant, stuffed them in a cloth sack, and went home.

What did those words make you picture? _____

What did you picture for...

1. the artist finding the plant? _____

2. the artist stripping off the leaves? _____

3. the artist stuffing the leaves in the sack? _____

4. the artist's home? _____

3

Third Sentence: There he ground up the leaves with a stone in a bowl, and mixed in tree sap, water, and clay.

What did those words make you picture? _____

What did you picture for...

1. the leaves in the bowl? _____

2. the artist grinding the leaves? _____

3. the artist mixing tree sap and water? _____

4. the artist mixing in the clay? _____

4

Fourth Sentence: Then the artist placed the bowl on a bed of hot coals to heat the mixture.

What did those words make you picture? _____

What did you picture for...

1. the artist putting the bowl on the coals? _____

2. the bed of coals? _____

3. the mixture heating? _____

4. how long the mixture takes to heat? _____

5

Fifth Sentence: As the coals cooled, the mixture turned into a light blue paste, and the artist used it to paint a battle scene on a wall in his home.

What did those words make you picture? _____

What did you picture for...






1. the cooling coals? _____

2. the paste turning color? _____

3. the artist painting with the paste? _____

Picture Summary:

Number your images in order. Here I saw...

-  an artist searching in the jungle for a plant.
-  the artist heating the mixture over coals.
-  the artist grinding the leaves together with tree sap, water, and clay.
-  the artist using the blue paste to paint on a wall in his house.
-  the artist taking the leaves from the plant and putting them in a bag to take home.

Critical Thinking

Write a Word Summary:

Main Idea:

Check the box that best describes all your images—the main idea.

- A man painted a wall in his house with blue paint.
- An artist made his own paint from plant leaves, tree sap, water, and clay.
- A Mayan artist used a jungle plant to make a blue paste to paint on a wall.

HOTS Questions:

1. From what you pictured, why was the artist looking for the *anil* plant and not some other plant? _____

2. From what you pictured, why did the artist take *many* leaves? Why not just one or two? _____

3. From what you pictured, why did the artist put tree sap into the mixture? _____

4. From what you pictured, why did the artist heat the mixture? _____

5. From what you pictured, why did the artist paint a *wall*? Why not the floor? _____

6. What would you picture the artist doing next? _____

Make up a story about what the artist painted.

Did you use all the Structure Words in your story? Check each one you used.

What <input type="checkbox"/>	Size <input type="checkbox"/>	Color <input type="checkbox"/>	Mood <input type="checkbox"/>	Background <input type="checkbox"/>	Perspective <input type="checkbox"/>
Number <input type="checkbox"/>	Shape <input type="checkbox"/>	Movement <input type="checkbox"/>	Where <input type="checkbox"/>	When <input type="checkbox"/>	Sound <input type="checkbox"/>



The Sculptures of Madame Tussaud

In 1835, Marie Tussaud carved a life-size wax sculpture of Benjamin Franklin. She painted its face, and then dressed the sculpture in a suit with long coattails. / She carried the sculpture of Franklin to a stall in a bazaar. In the stall, she placed Franklin next to her sculptures of a king and queen with jeweled crowns atop their curly wigs. Shoppers paid a sixpence to stroll by and admire the sculptures. / Later, Marie opened a museum filled with many sculptures. She posed marching soldiers and even a sculpture of herself standing near the front door. Today, people visit the museum to see Marie's wax sculptures, along with new ones of famous actors and royalty.



Vocabulary:

Benjamin Franklin: a politician, scientist, and inventor in the 1700s

coattails: loose flaps on the back of a coat

bazaar: a street market

sixpence: a coin once used in Britain

1

First & Second Sentences: In 1835, Marie Tussaud carved a life-size wax sculpture of Benjamin Franklin. She painted its face, and then dressed the sculpture in a suit with long coattails.

What did those words make you picture? _____

What are you picturing for...

1. Marie Tussaud? _____

2. Marie carving the wax sculpture? _____

3. Marie painting the sculpture's face? _____

4. the wax sculpture of Benjamin Franklin? _____

2

Third, Fourth & Fifth Sentences: She carried the sculpture of Franklin to a stall in a bazaar. In the stall, she placed Franklin next to her sculptures of a king and queen with jeweled crowns atop their curly wigs. Shoppers paid a sixpence to stroll by and admire the sculptures.

What did those words make you picture? _____

What are you picturing for...

1. Marie carrying the sculpture? _____

2. the stall in the bazaar? _____

3. the sculptures of the king and queen? _____

4. the shoppers strolling by? _____

3

Sixth, Seventh & Eighth Sentences: Later, Marie opened a museum filled with many sculptures. She posed marching soldiers and even a sculpture of herself standing near the front door. Today, people visit the museum to see Marie's wax sculptures, along with new ones of famous actors and royalty.

What did those words make you picture? _____

What are you picturing for...

1. the museum? _____

2. the soldier sculptures? _____


3. the sculpture of Marie? _____


4. the museum today? _____

Picture Summary:

Number your images in order. Here I saw...

 Marie placing the sculpture of Franklin next to ones of a king and queen, and shoppers looking at them.

 Marie carving and dressing a wax sculpture of Benjamin Franklin.

 Marie opening a museum of wax sculptures, and people today going to visit.

Write a Word Summary:

Critical Thinking

Main Idea:

Check the box that best describes all your images—the main idea.

Marie Tussaud carved a wax sculpture of Benjamin Franklin.

Marie Tussaud carved wax sculptures of famous people and opened a museum to display them.

Marie Tussaud carved wax sculptures for shoppers at a bazaar to see.

HOT Questions:

1. From what you pictured, why did Marie paint the face of her sculpture? _____

2. From what you pictured, why did shoppers admire Marie's sculptures? _____

3. From what you pictured, why did Marie *pose* her sculptures? _____

4. From what you pictured, why did Marie pose the sculpture of herself near the museum's front door? _____

5. Would you picture a lot of people visiting Marie's museum? Why or why not? _____

6. From what you pictured, did Marie carve the new sculptures of famous actors and royalty, or did someone else? Explain. _____

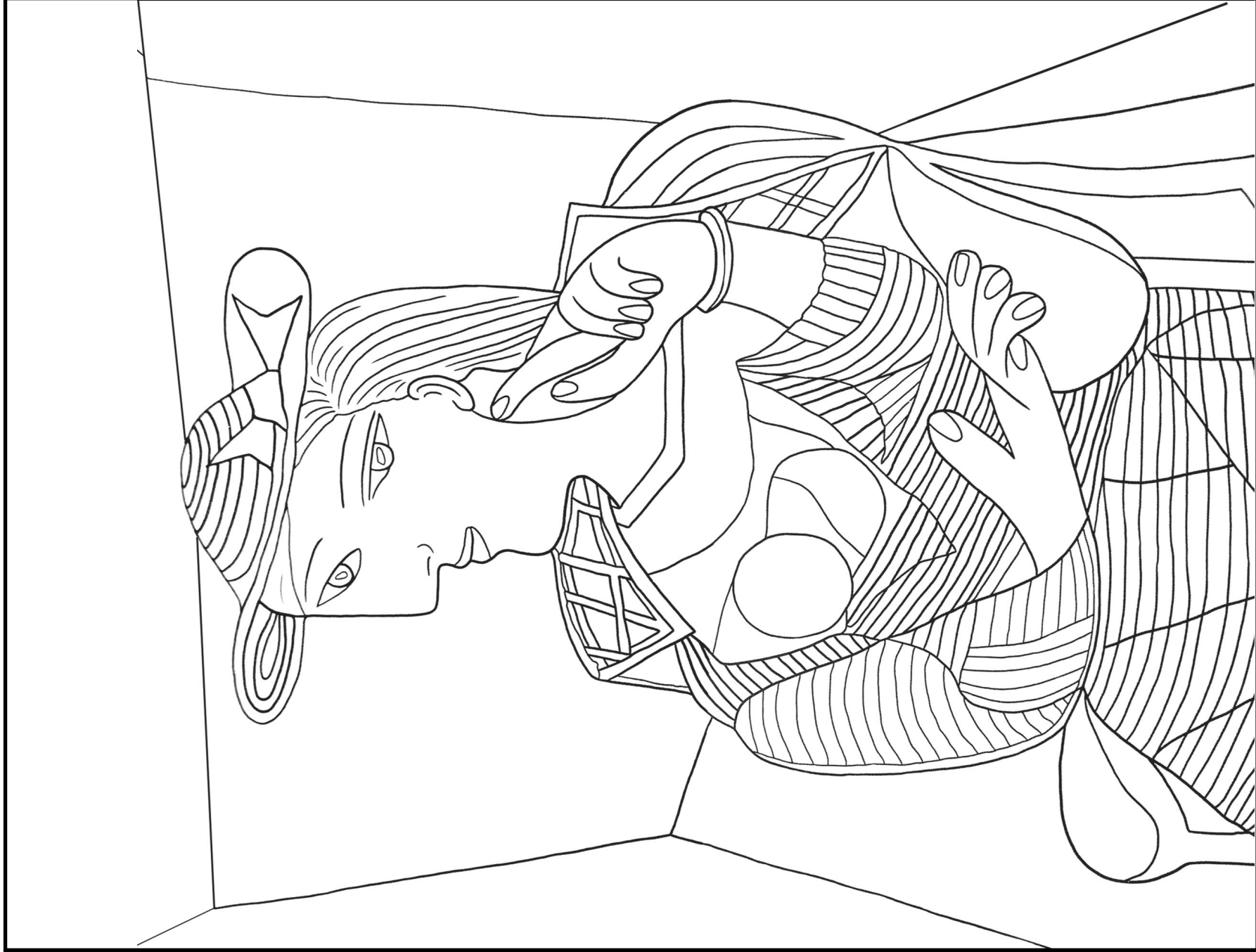
Write a Story

Make up a story about the wax sculptures in Tussaud’s museum coming to life.

Did you use all the Structure Words in your story? Check each one you used.

What <input type="checkbox"/>	Size <input type="checkbox"/>	Color <input type="checkbox"/>	Mood <input type="checkbox"/>	Background <input type="checkbox"/>	Perspective <input type="checkbox"/>
Number <input type="checkbox"/>	Shape <input type="checkbox"/>	Movement <input type="checkbox"/>	Where <input type="checkbox"/>	When <input type="checkbox"/>	Sound <input type="checkbox"/>





Portrait of Marie-Thérèse Walter by Pablo Picasso, 1937